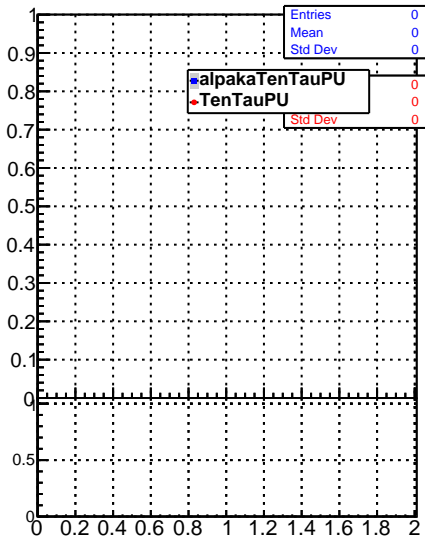
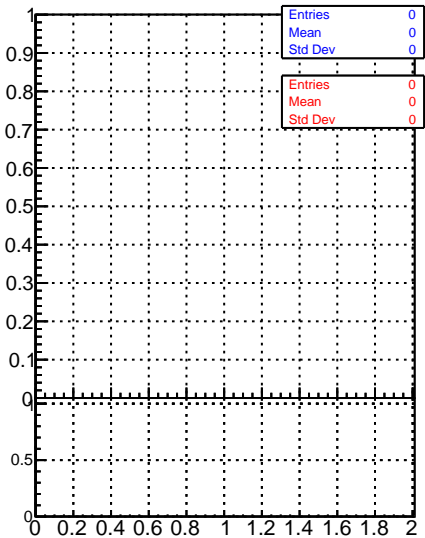


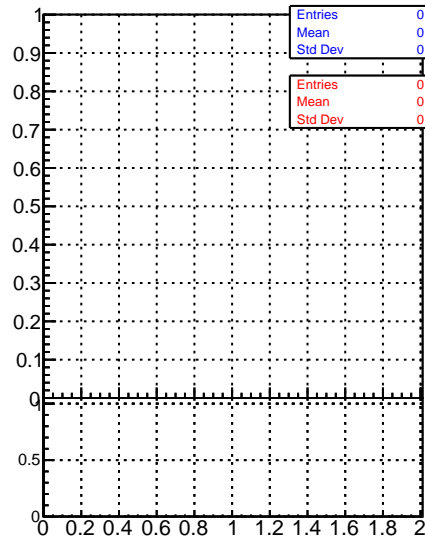
Raw Jet response (pT/pTgen) in 1588 <= pt < 2000, 0.0 <= |eta| < 0.5



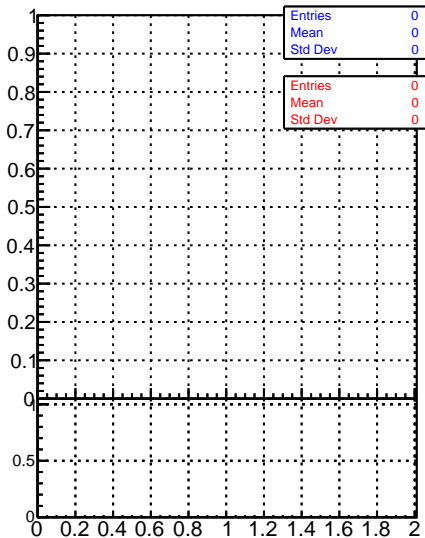
Raw Jet response (pT/pTgen) in 1588 <= pt < 2000, 0.5 <= |eta| < 1.3



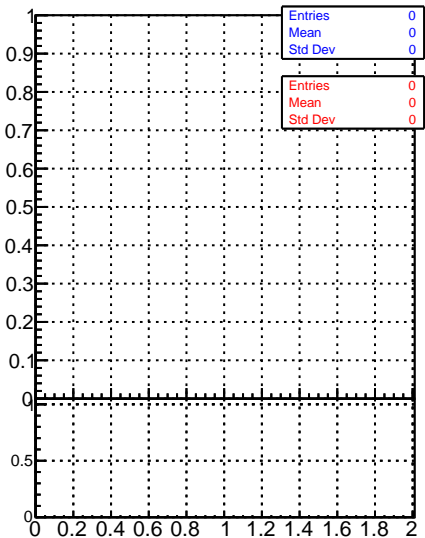
Raw Jet response (pT/pTgen) in 1588 <= pt < 2000, 1.3 <= |eta| < 2.1



Raw Jet response (pT/pTgen) in 1588 <= pt < 2000, 2.1 <= |eta| < 2.5



Raw Jet response (pT/pTgen) in 1588 <= pt < 2000, 2.5 <= |eta| < 3.0



Raw Jet response (pT/pTgen) in 1588 <= pt < 2000, 3.0 <= |eta| < 5.0

