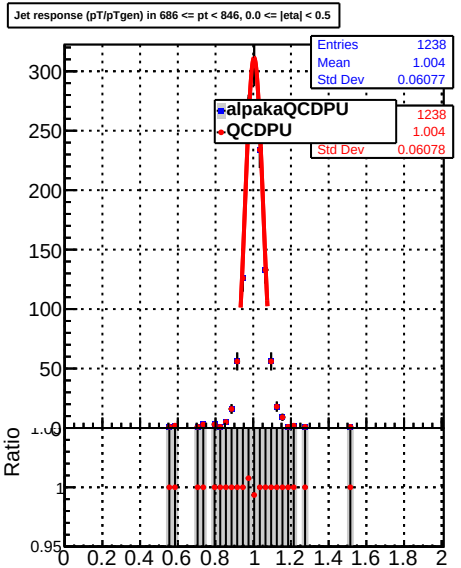
Jet response (pT/pTgen) in 686 <= pt < 846, 0.0 <= |eta| < 0.5
Entries 1238
Mean 1.004
Std Dev 0.06077
alpakaQCDPU
QCDPU
Entries 1238
Mean 1.004
Std Dev 0.06078
Ratio

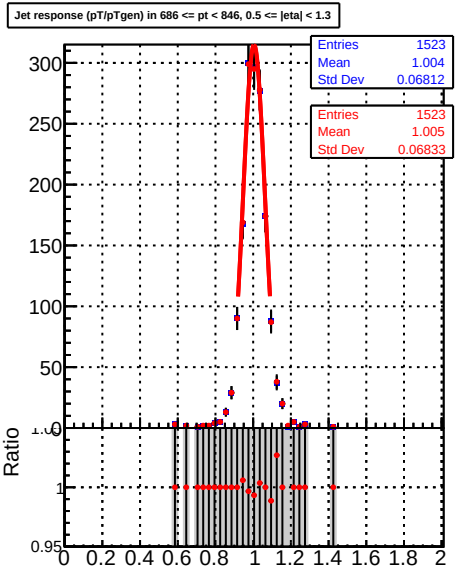
Jet response (pT/pTgen) in 686 <= pt < 846, 0.5 <= |eta| < 1.3
Entries 1523
Mean 1.004
Std Dev 0.06812
Entries 1523
Mean 1.005
Std Dev 0.06833
Ratio

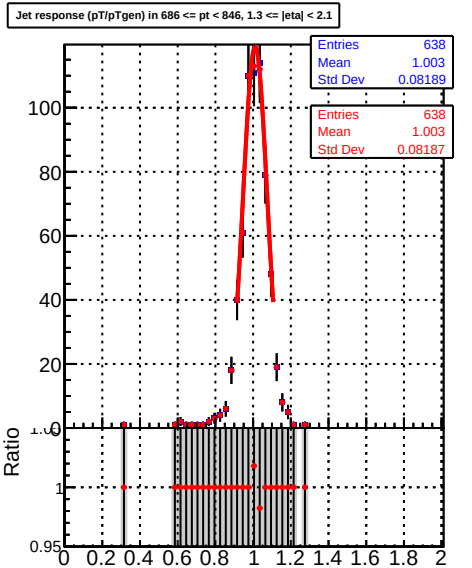
Jet response (pT/pTgen) in 686 <= pt < 846, 1.3 <= |eta| < 2.1
Entries 638
Mean 1.003
Std Dev 0.08189
Entries 638
Mean 1.003
Std Dev 0.08187
Ratio

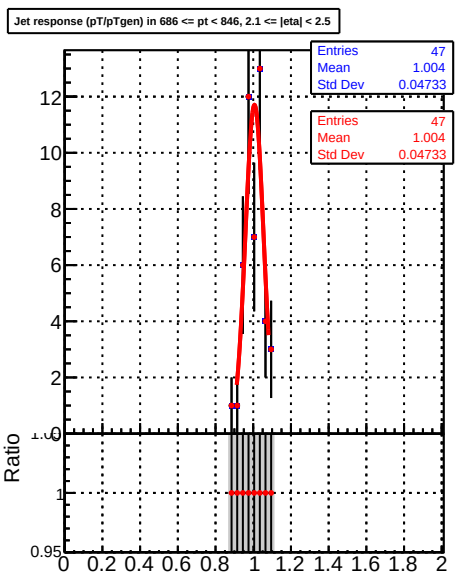
Jet response (pT/pTgen) in 686 <= pt < 846, 2.1 <= |eta| < 2.5
Entries 47
Mean 1.004
Std Dev 0.04733
Entries 47
Mean 1.004
Std Dev 0.04733
Ratio

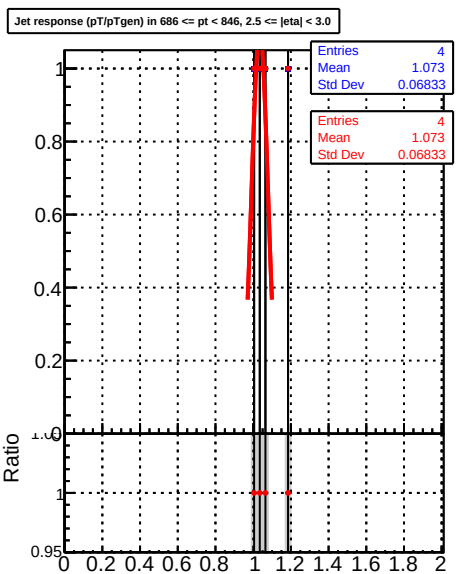
Jet response (pT/pTgen) in 686 <= pt < 846, 2.5 <= |eta| < 3.0
Entries 4
Mean 1.073
Std Dev 0.06833
Entries 4
Mean 1.073
Std Dev 0.06833
Ratio

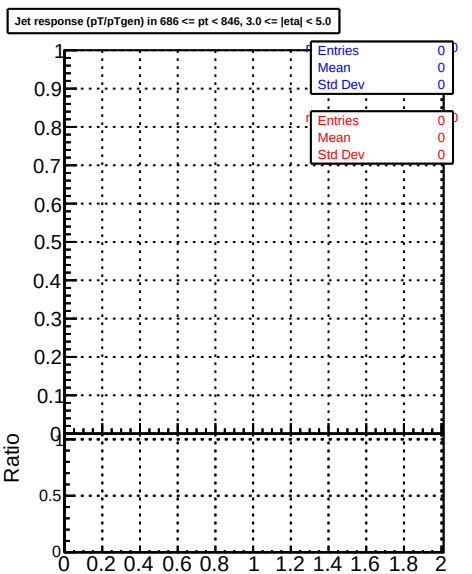
Jet response (pT/pTgen) in 686 <= pt < 846, 3.0 <= |eta| < 5.0
Entries 0
Mean 0
Std Dev 0
Entries 0
Mean 0
Std Dev 0
Ratio