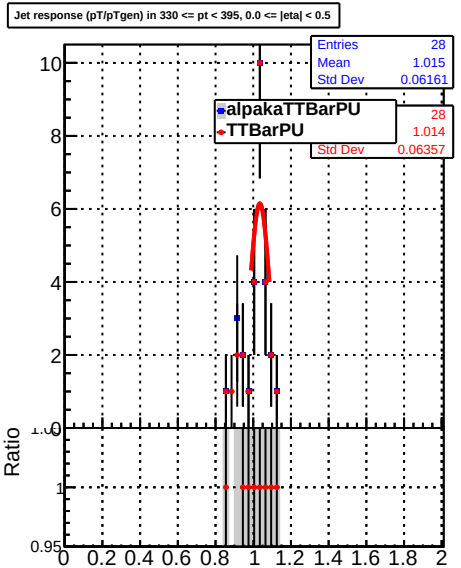
Jet response (pT/pTgen) in 330 <= pt < 395, 0.0 <= |eta| < 0.5
Entries 28
Mean 1.015
Std Dev 0.06161
alpakaTTBarPU
TTBarPU
Entries 28
Mean 1.014
Std Dev 0.06357
Ratio

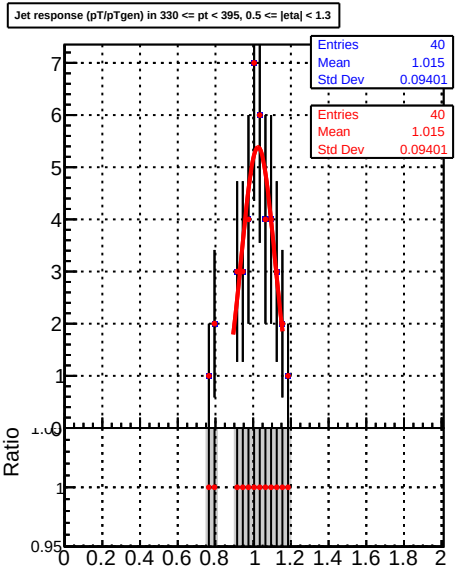
Jet response (pT/pTgen) in 330 <= pt < 395, 0.5 <= |eta| < 1.3
Entries 40
Mean 1.015
Std Dev 0.09401
Entries 40
Mean 1.015
Std Dev 0.09401
Ratio

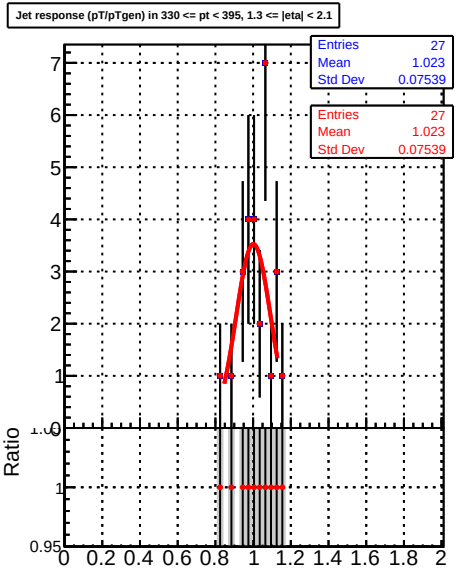
Jet response (pT/pTgen) in 330 <= pt < 395, 1.3 <= |eta| < 2.1
Entries 27
Mean 1.023
Std Dev 0.07539
Entries 27
Mean 1.023
Std Dev 0.07539
Ratio

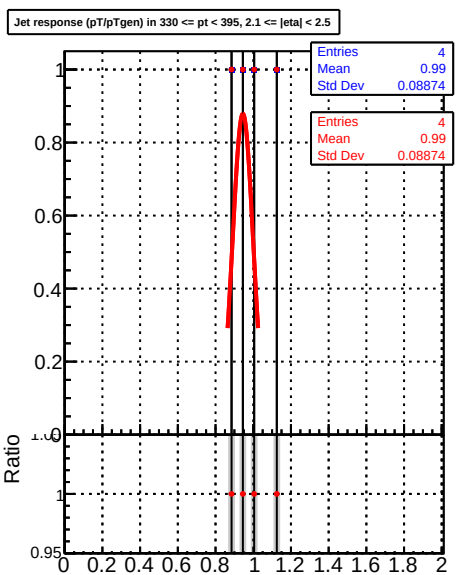
Jet response (pT/pTgen) in 330 <= pt < 395, 2.1 <= |eta| < 2.5
Entries 4
Mean 0.99
Std Dev 0.08874
Entries 4
Mean 0.99
Std Dev 0.08874
Ratio

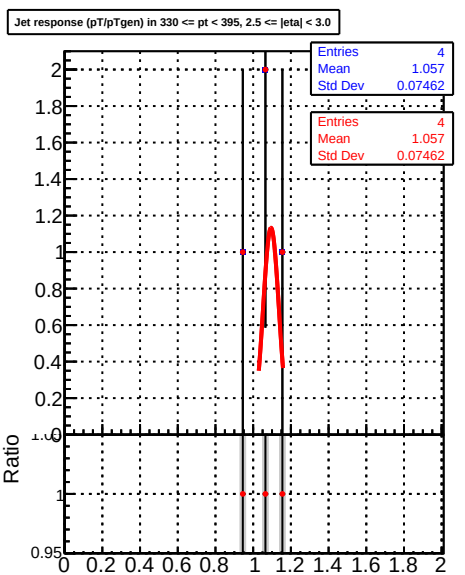
Jet response (pT/pTgen) in 330 <= pt < 395, 2.5 <= |eta| < 3.0
Entries 4
Mean 1.057
Std Dev 0.07462
Entries 4
Mean 1.057
Std Dev 0.07462
Ratio

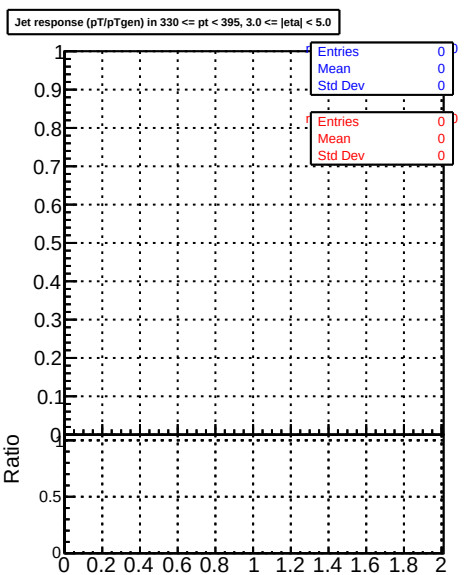
Jet response (pT/pTgen) in 330 <= pt < 395, 3.0 <= |eta| < 5.0
Entries 0
Mean 0
Std Dev 0
Entries 0
Mean 0
Std Dev 0
Ratio