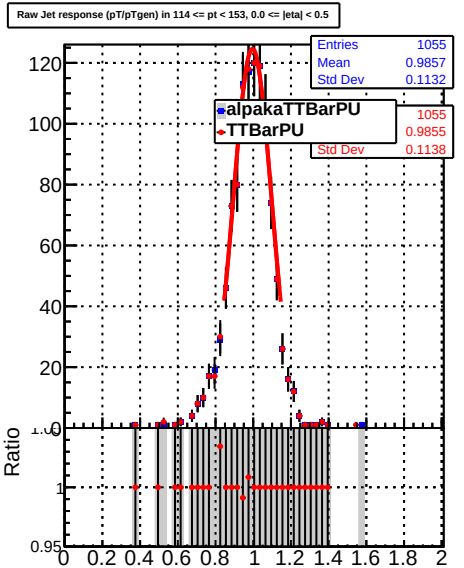
Raw Jet response (pT/pTgen) in 114 <= pt < 153, 0.0 <= |eta| < 0.5
Entries 1055
Mean 0.9857
Std Dev 0.1132
alpakaTTBarPU
TTBarPU
Entries 1055
Mean 0.9855
Std Dev 0.1138
Ratio

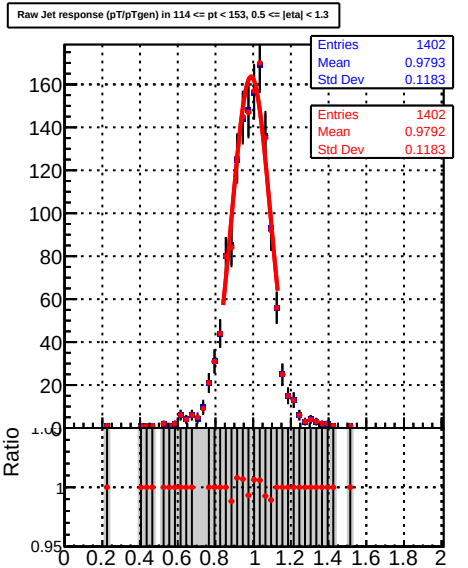
Raw Jet response (pT/pTgen) in 114 <= pt < 153, 0.5 <= |eta| < 1.3
Entries 1402
Mean 0.9793
Std Dev 0.1183
Entries 1402
Mean 0.9792
Std Dev 0.1183
Ratio

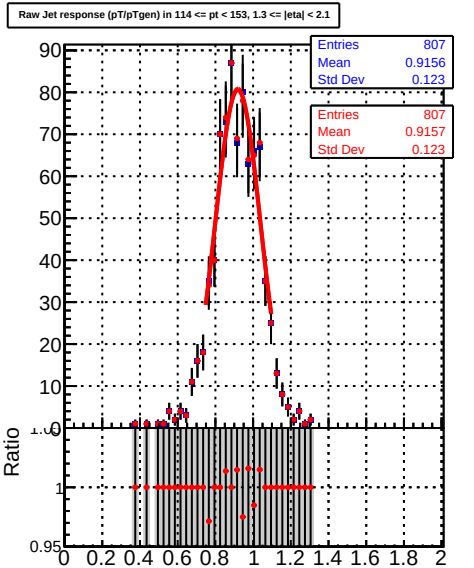
Raw Jet response (pT/pTgen) in 114 <= pt < 153, 1.3 <= |eta| < 2.1
Entries 807
Mean 0.9156
Std Dev 0.123
Entries 807
Mean 0.9157
Std Dev 0.123
Ratio

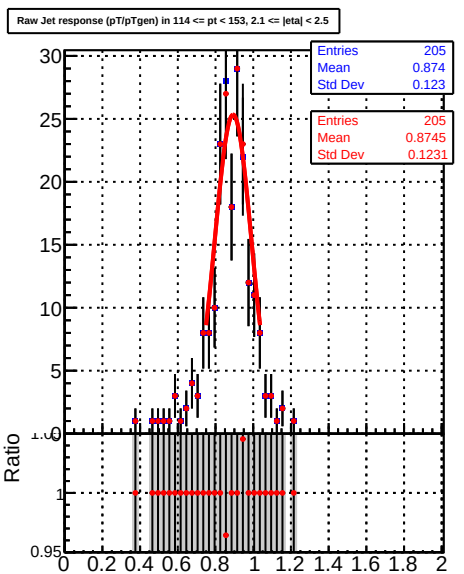
Raw Jet response (pT/pTgen) in 114 <= pt < 153, 2.1 <= |eta| < 2.5
Entries 205
Mean 0.874
Std Dev 0.123
Entries 205
Mean 0.8745
Std Dev 0.1231
Ratio

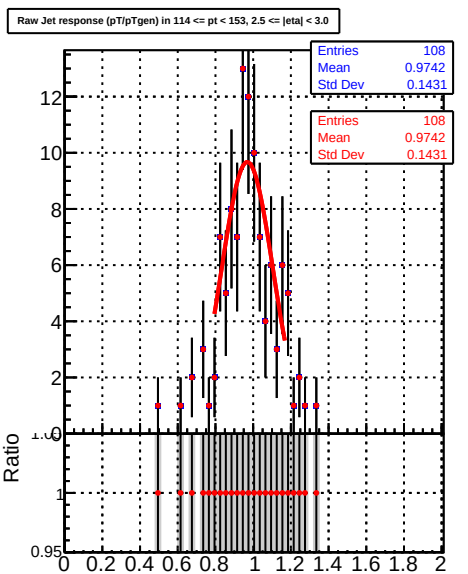
Raw Jet response (pT/pTgen) in 114 <= pt < 153, 2.5 <= |eta| < 3.0
Entries 108
Mean 0.9742
Std Dev 0.1431
Entries 108
Mean 0.9742
Std Dev 0.1431
Ratio

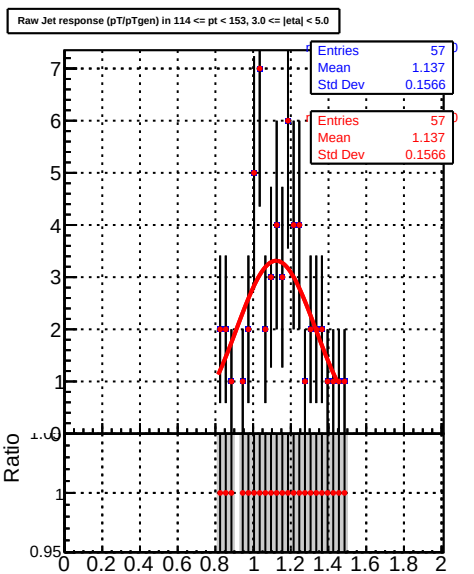
Raw Jet response (pT/pTgen) in 114 <= pt < 153, 3.0 <= |eta| < 5.0
Entries 57
Mean 1.137
Std Dev 0.1566
Entries 57
Mean 1.137
Std Dev 0.1566
Ratio