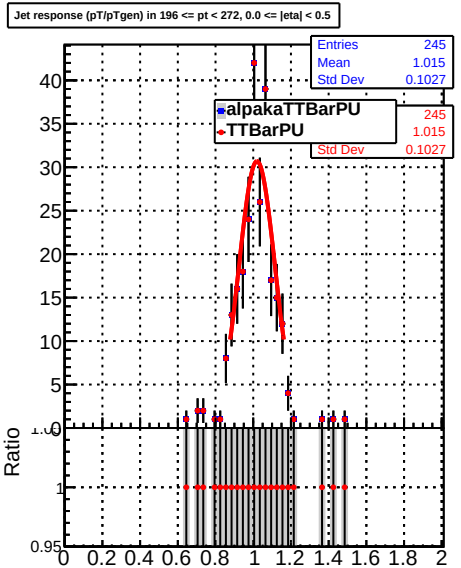
Jet response (pT/pTgen) in 196 <= pt < 272, 0.0 <= |eta| < 0.5
Entries 245
Mean 1.015
Std Dev 0.1027
alpakaTTBarPU
TTBarPU
245
1.015
Std Dev 0.1027
Ratio

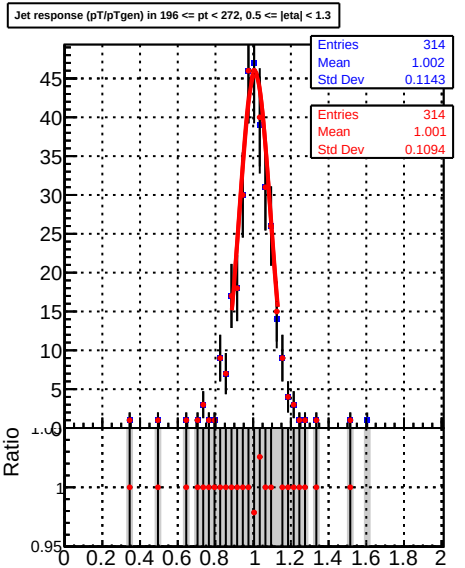
Jet response (pT/pTgen) in 196 <= pt < 272, 0.5 <= |eta| < 1.3
Entries 314
Mean 1.002
Std Dev 0.1143
Entries 314
Mean 1.001
Std Dev 0.1094
Ratio

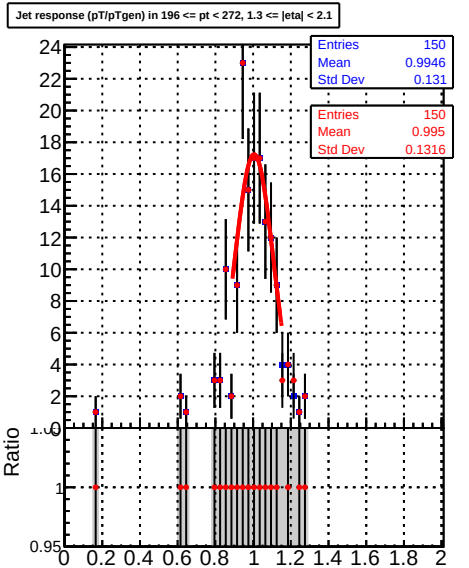
Jet response (pT/pTgen) in 196 <= pt < 272, 1.3 <= |eta| < 2.1
Entries 150
Mean 0.9946
Std Dev 0.131
Entries 150
Mean 0.995
Std Dev 0.1316
Ratio

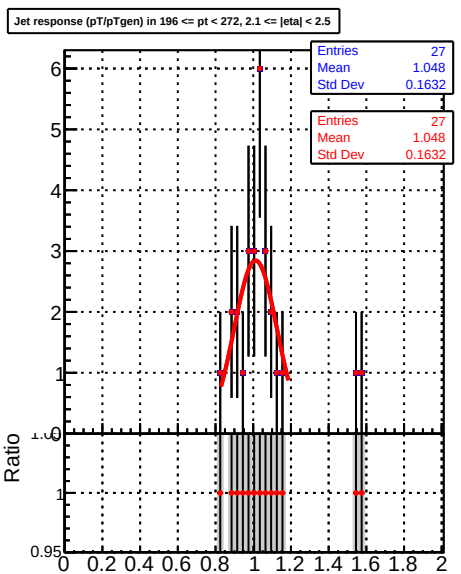
Jet response (pT/pTgen) in 196 <= pt < 272, 2.1 <= |eta| < 2.5
Entries 27
Mean 1.048
Std Dev 0.1632
Entries 27
Mean 1.048
Std Dev 0.1632
Ratio

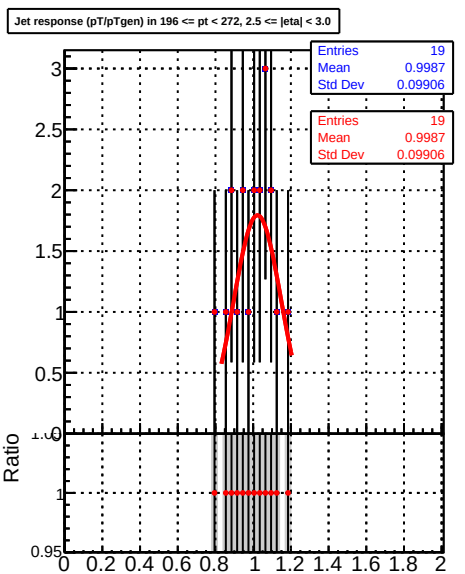
Jet response (pT/pTgen) in 196 <= pt < 272, 2.5 <= |eta| < 3.0
Entries 19
Mean 0.9987
Std Dev 0.09906
Entries 19
Mean 0.9987
Std Dev 0.09906
Ratio

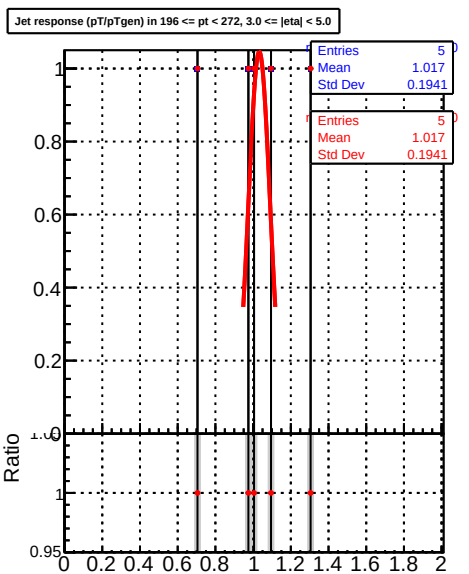
Jet response (pT/pTgen) in 196 <= pt < 272, 3.0 <= |eta| < 5.0
Entries 5
Mean 1.017
Std Dev 0.1941
Entries 5
Mean 1.017
Std Dev 0.1941
Ratio