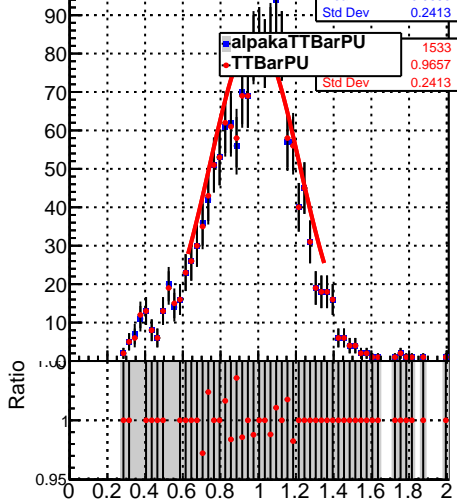


Jet response (pT/pTgen) in  $28 \leq pt < 37, 0.0 \leq |\eta| < 0.5$

Entries	1533
Mean	0.9658
Std Dev	0.2413

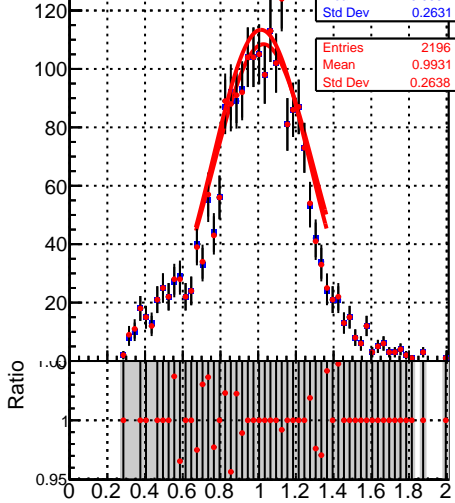
alpaKaTTBarPU	1533
TTBarPU	0.9657
Std Dev	0.2413



Jet response (pT/pTgen) in  $28 \leq pt < 37, 0.5 \leq |\eta| < 1.3$

Entries	2195
Mean	0.9934
Std Dev	0.2631

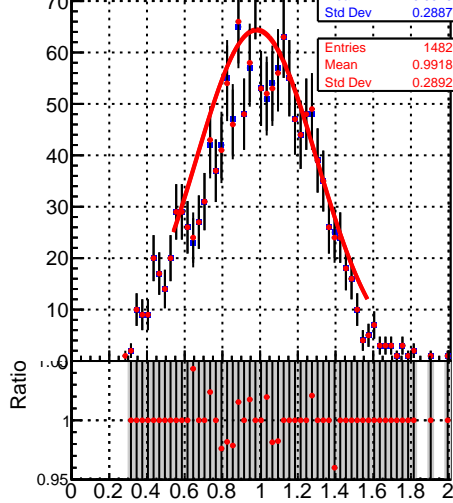
Entries	2196
Mean	0.9931
Std Dev	0.2638



Jet response (pT/pTgen) in  $28 \leq pt < 37, 1.3 \leq |\eta| < 2.1$

Entries	1481
Mean	0.9926
Std Dev	0.2887

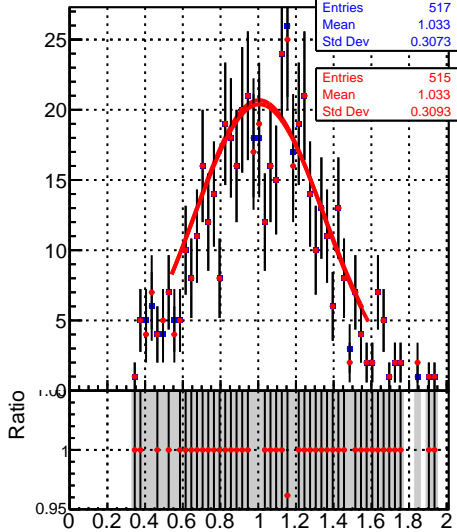
Entries	1482
Mean	0.9918
Std Dev	0.2892



Jet response (pT/pTgen) in  $28 \leq pt < 37, 2.1 \leq |\eta| < 2.5$

Entries	517
Mean	1.033
Std Dev	0.3073

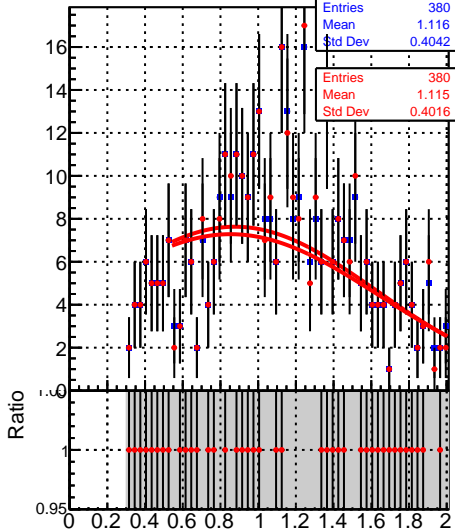
Entries	516
Mean	1.033
Std Dev	0.3093



Jet response (pT/pTgen) in  $28 \leq pt < 37, 2.5 \leq |\eta| < 3.0$

Entries	380
Mean	1.116
Std Dev	0.4042

Entries	380
Mean	1.115
Std Dev	0.4016



Jet response (pT/pTgen) in  $28 \leq pt < 37, 3.0 \leq |\eta| < 5.0$

Entries	530
Mean	1.034
Std Dev	0.3013

Entries	530
Mean	1.035
Std Dev	0.3017

