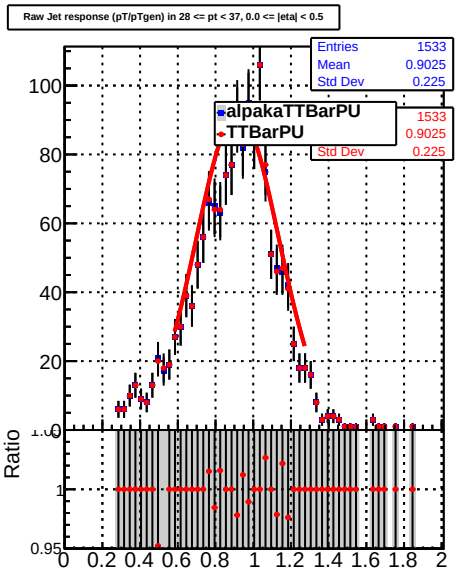
Raw Jet response (pT/pTgen) in 28 <= pt < 37, 0.0 <= |eta| < 0.5
Entries 1533
Mean 0.9025
Std Dev 0.225
alpakaTTBarPU
TTBarPU
Entries 1533
Mean 0.9025
Std Dev 0.225
Ratio

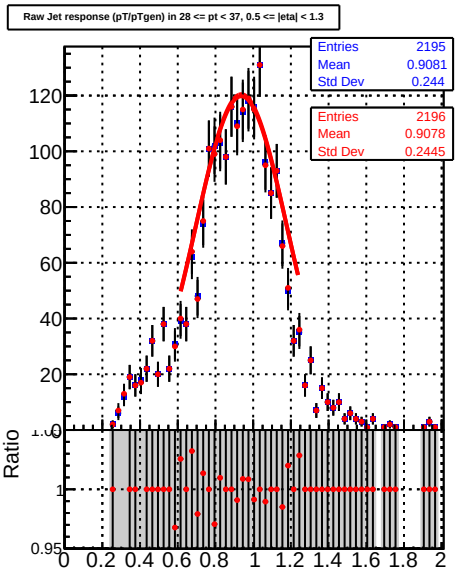
Raw Jet response (pT/pTgen) in 28 <= pt < 37, 0.5 <= |eta| < 1.3
Entries 2195
Mean 0.9081
Std Dev 0.244
Entries 2196
Mean 0.9078
Std Dev 0.2445
Ratio

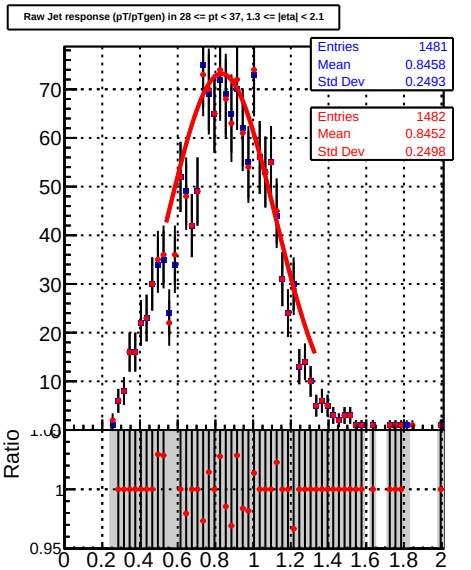
Raw Jet response (pT/pTgen) in 28 <= pt < 37, 1.3 <= |eta| < 2.1
Entries 1481
Mean 0.8458
Std Dev 0.2493
Entries 1482
Mean 0.8452
Std Dev 0.2498
Ratio

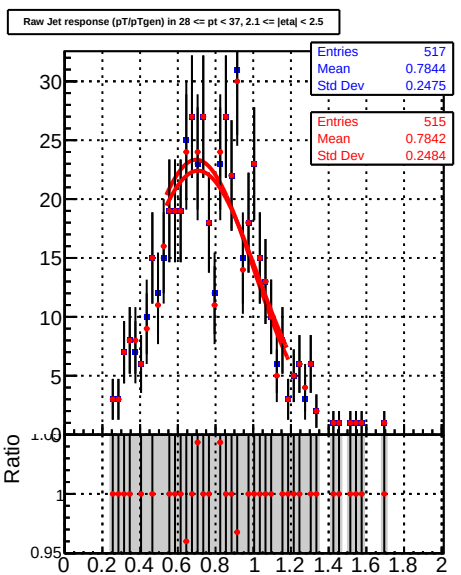
Raw Jet response (pT/pTgen) in 28 <= pt < 37, 2.1 <= |eta| < 2.5
Entries 517
Mean 0.7844
Std Dev 0.2475
Entries 515
Mean 0.7842
Std Dev 0.2484
Ratio

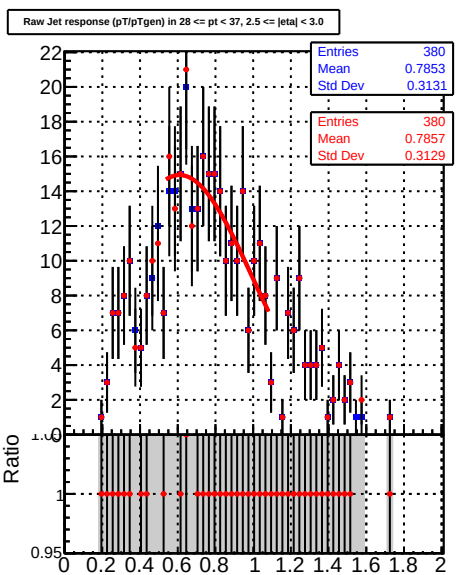
Raw Jet response (pT/pTgen) in 28 <= pt < 37, 2.5 <= |eta| < 3.0
Entries 380
Mean 0.7853
Std Dev 0.3131
Entries 380
Mean 0.7857
Std Dev 0.3129
Ratio

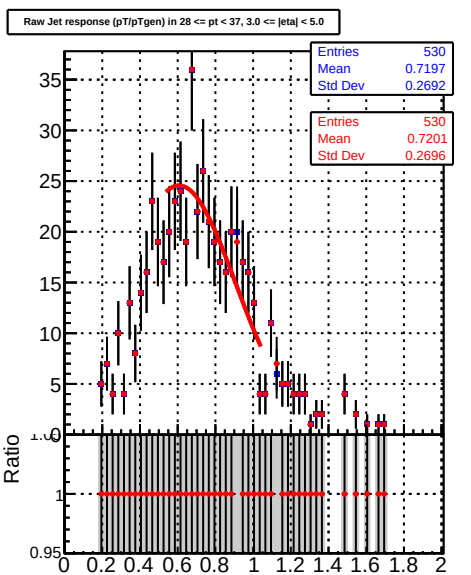
Raw Jet response (pT/pTgen) in 28 <= pt < 37, 3.0 <= |eta| < 5.0
Entries 530
Mean 0.7197
Std Dev 0.2692
Entries 530
Mean 0.7201
Std Dev 0.2696
Ratio